

High-bay luminaire - Individual.Lens.Optic - direct wide distribution - IP 54

Powder-coated sheet steel housing, rectangular cross section, with robust steel end faces, rear of housing with integrated locking nuts for fixing accessories for ceiling mounting and chain suspension externally. Housing colour traffic white RAL 9016; Light distribution direct wide distribution by means of Individual.Lens.Optic of PMMA plastic, UGR (4H/8H) 22.3. Integrated driver. Electrical connection via 2.3m long connection cable, 5x1.0mm². Surface mounting kit DW 235/80 for ceiling mounting and suspension kit KSH 4 or KKH 4 for chain suspension, B3 emergency lighting surface-mounting set up to TA40°, sensor surface-mounting set for presence control must be ordered separately.

CHARACTERISTICS

Order number	37440324110
EAN number	4020863336432
Commodity code	94051190
Certification mark	IP 65, Protection class I, ENEC10 VDE, F, D, HACCP DIN10500/Food/IFS-application-related suitability/BRC, Indoor, CE
Impact resistance (IK rating)	IK03 (-20°C bis 45°C)
Ambient temperatur	ta -20°C to 45°C
Warranty period	5 years
State funding programs	BEG - Federal funding for efficient buildings (valid only for Germany)

ELECTRICAL ENGINEERING

Controller	Electronic driver (2 pcs.)
System output	196W
Mains voltage	230V/50Hz
Circuit breakers (inrush current)	4 pieces/B10, 6 pieces/B16, 6 pieces/C10, 10 pieces/C16
Energy efficiency class/light source	D

LIGHTING TECHNOLOGY

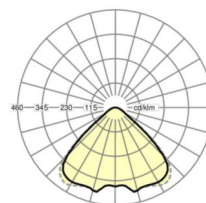
Placement	LED, Colour rendering/Light colour CRI ≥ 80 / 4000K
Colour tolerance (MacAdam)	3SDCM
Nominal luminous flux	29148lm
LED service life	50000h L80/B10 (Tq 45°C)
Luminaire luminous efficiency	149lm/W
Beam angle	95° (C0) / 95° (C90)
UGR lat./long.	22.1 / 22.3

MECHANICS

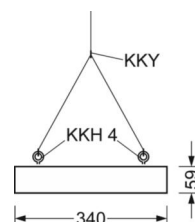
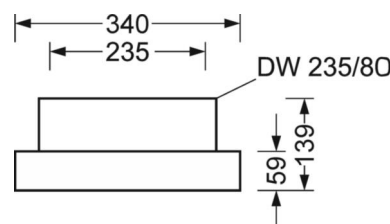
Housing colour	traffic white RAL 9016
Dimensions (LxWxH/DxH)	1338mm x 340mm x 59mm
Weight (net)	11.4kg
Cable entry KE (X/Y)	586mm/0mm
Type of installation	Pendant individual mounting, Ceiling-mounted single installation, Pendulum mounting rail assembly on chain

DEEP-LINK

<https://www.regiolum.de/en/article/37440324110>



Reference	LED 29100lm 840
ηLB	100 %
Φ ↓/↑	100 % / 0 %
UGR lat./long.	22.1 / 22.3



Dimensions

L	1338 mm	Length
B	340 mm	Width
H	59 mm	Height
A1	1305 mm	Mounting distance single mounting
A4	235 mm	Mounting distance (width)
X	586 mm	Distance cable infeed to the center of the luminaire on the X-axis
Y	0 mm	Distance cable infeed to the center of the luminaire on the Y-axis

